

As at 31 Mar 2022

## Overview

**Frasers Property (Thailand) Public Company Limited ("FPT")**, a subsidiary of Frasers Property Group is a leading provider of integrated real estate platform with multi-asset class expertise. FPT together with its subsidiary, Golden Land Property Development Public Company Limited ("GOLD") has businesses in Industrial, Residential, Commercial and Hospitality property in Thailand.

FPT is also the sponsor and manager of Thailand's largest industrial REIT, Frasers Property Thailand Industrial Freehold & Leasehold REIT ("FTREIT"), which is focused on industrial and logistics properties in Thailand; while GOLD is a sponsor and property manager of Golden Ventures Leasehold Real Estate Investment Trust ("GVREIT"), a REIT focused on commercial properties. FPT, FTREIT and GVREIT are listed on the Stock Exchange of Thailand.

## At a Glance

### Residential Property

- 68 active projects worth THB 85 bn
- 28 Townhouses
- 28 Single/ Semi detached houses
- 12 Upcountry projects

### Industrial Property

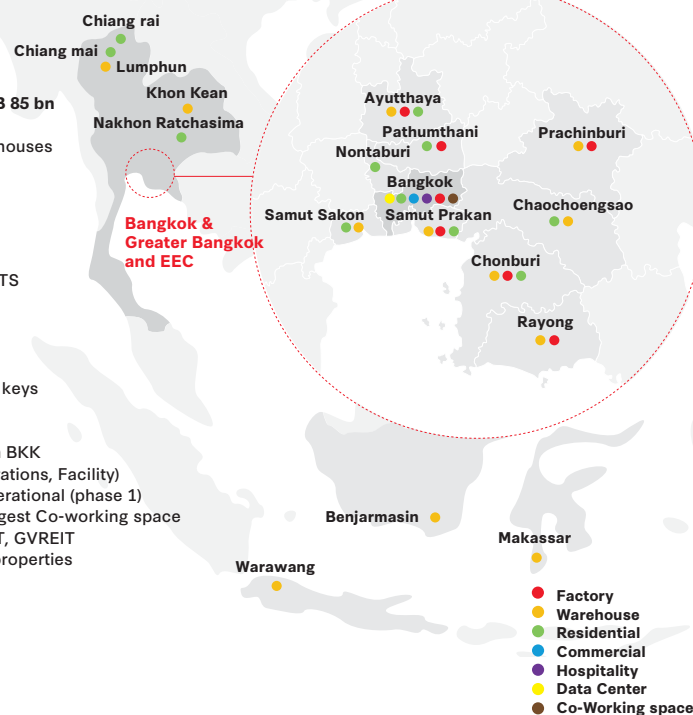
- 3.09 mm sq.m. AUM
- 85% occ rate AUM
- 150k sq.m. pre-committed BTS

### Commercial Property

- 239K sq.m. NLA
- 5 offices buildings
- 5 hotels with a total of 1,100 keys

### Other Investment

- 1<sup>st</sup> hyperscale Data center in BKK
- Uptime Tier III (Design, Operations, Facility)
- 30,000 sq.m. of GFA fully operational (phase 1)
- ~ 28,000 sq.m. Thailand's largest Co-working space
- THB 55.5 bn worth of FTREIT, GVREIT combined total investment properties as of 31 Mar 2022



## Key Investment Highlight

**Top 5 residential developer in Thailand**

**The largest industrial property provider in Thailand**

**One of leading commercial developers in Thailand**

**Investment in the first hyperscale data centre provider**

**Investment in Thailand's largest co-working space provider**

- > Consolidated revenue for 2Q2022 decreased 20.3% Y-o-Y to THB 3,414 million
- > Net profit attributable to owner of the Company for 2Q2022 decreased 39.4% Y-o-Y to THB 313 million
- > Earnings per share for 2Q2022 decreased to THB 0.13 in comparison with THB 0.22 in 2Q2021

Accelerating Growth from 'Industrial Pure-Play' towards Thailand's leading Integrated Real Estate Developer with deep expertise across property value chain across geographies

## Group Structure and Businesses



### Residential Property

Highly desirable living proposition attractive to occupier demand across diverse market segments including low rise residential projects of single-detached houses, semi-detached houses and townhouses



### Industrial Property

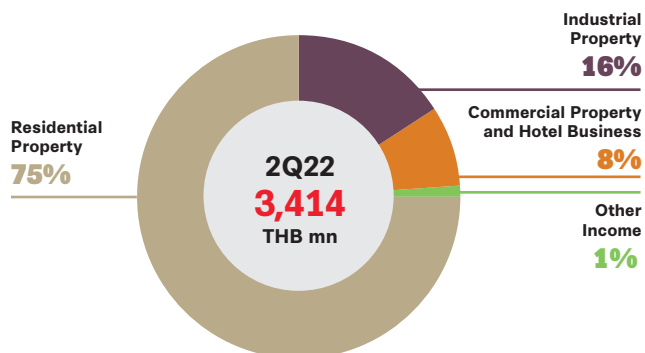
Deliver tailored industrial property solutions with end-to-end execution capabilities across facility development, asset management and recycling



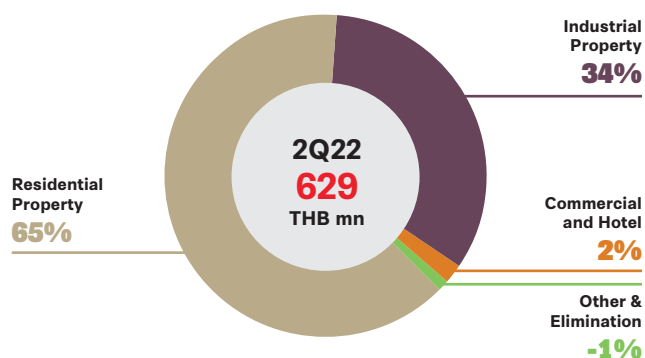
### Commercial Property

Landmark commercial, hospitality and mixed-use developments in the heart of Bangkok's CBD with key focus on unique building concept, management efficiency and quality in order to grow rental occupancy and strengthen cashflow generating capacity

## Revenue by Segment

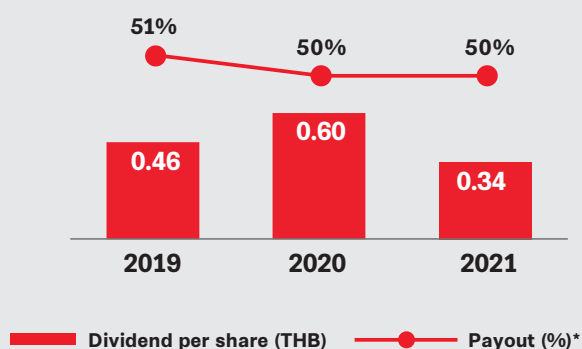


## EBIT by Segment\*



\* Excludes share of profit of Asso. & JV net of unrealized gains on sales of properties.

## Dividend Payment



## Investment and Partnership

## Multi Asset Class Platform



## Growth Strategies

## Customer Centric Initiatives

## Innovation and Data

## Financial Highlights

Key Summary (THB mn)	2Q2021	2Q2022
Selected Financials (THB mn)		
Total revenue	4,282	3,414
EBITDA	1,290	1,149
EBIT	789	629
Profit for the year	510	311
Profit attributable to owner of the Company	516	313
EPS (baht)	0.22	0.13
EBIT by Business segments (THB mn)		
Residential property	348	410
Industrial property	404	211
Commercial property & Hotel business	-4	14
Others & elimination	41	-6
<b>Total</b>	<b>789</b>	<b>629</b>
Key ratio (%)		
ROA (%)	1.7	1.8
ROE (%)	8.5	4.9
IBD/E ratio (time)	1.47	1.54

## Stock information

Tickers	SET : FPT Bloomberg : FPT TB Reuters: FPT.BK
Date of listing	13-Jun-02
No. of paid-up shares	2,319,277,419
Market capitalization*	THB 35,253mn
Financial year end	30-Sep
52 Week High/Low*	10.50 / 15.40
P/E*	20.9x
P/BV*	1.02x
Book Value per share*	THB 14.96
Free Float	16.70% as of 23 Nov 2021

\*information as of 31 Mar 2022

## Major shareholders

As of 23 Nov 2021	No. of shares	%
Frasers Assets Co., Ltd.	1,009,531,269	43.53
Frasers Property Holdings (Thailand) Co., Ltd.	888,390,839	38.30
DBS Bank Ltd.	115,501,515	4.98
UOB KAY HIAN (HONG KONG) LIMITED - Client Account	71,500,000	3.08
UBSUBS AG SINGAPORE BRANC	38,191,034	1.65
Mr. Jatupon Kriangchaikijkul	23,429,147	1.01
City Villa Co., Ltd.	23,429,147	1.01
CLSA LIMITED	13,500,000	0.58