

As at 30 September 2023

Overview

Frasers Property (Thailand) Public Company Limited ("FPT"), a subsidiary of Frasers Property Group is a leading provider of integrated real estate platform with multi-asset class expertise. FPT together with its subsidiary, Golden Land Property Development Public Company Limited ("GOLD") has businesses in Industrial, Residential, Commercial and Hospitality property in Thailand.

FPT is also the sponsor and manager of Thailand's largest industrial REIT, Frasers Property Thailand Industrial Freehold & Leasehold REIT ("FTREIT"), which is focused on industrial and logistics properties in Thailand; while GOLD is a sponsor and property manager of Golden Ventures Leasehold Real Estate Investment Trust ("GVREIT"), a REIT focused on commercial properties. FPT, FTREIT and GVREIT are listed on the Stock Exchange of Thailand.

At a Glance

Residential Property

- 78 active projects worth THB 116 bn
- 28 Townhouses
- 37 Single/ Semi detached houses
- 13 Upcountry projects

Industrial Property

- 3.51 mm sq.m. AUM
- 86% occ rate AUM
- ~200k sq.m. pre-committed BTS

Commercial Property

- 247K sq.m. NLA
- 5 offices buildings
- 5 hotels with a total of 1,100 keys

Other Investment

- ~ 33,000 sq.m. Thailand's largest Co-working space
- THB 60.6 bn worth of FTREIT, GVREIT combined total investment properties as of 30 Sep 2023



Key Investment Highlight

One of leading residential developer in Thailand

The largest industrial property provider in Thailand

One of leading commercial developers in Thailand

Investment in Thailand's largest co-working space provider

- > Consolidated revenue for FY2023 increased 2.8% Y-o-Y to THB 16,809 million
- > Net profit attributable to owner of the Company for FY2023 decreased 24.9% Y-o-Y to THB 1,851.6 million
- > Earnings per share for FY2023 decreased to THB 0.80 in comparison with THB 1.06 in FY2022

Accelerating Growth from 'Industrial Pure-Play' towards Thailand's leading Integrated Real Estate Developer with deep expertise across property value chain across geographies

Group Structure and Businesses



Residential Property

Highly desirable living proposition attractive to occupier demand across diverse market segments including low rise residential projects of single-detached houses, semi-detached houses and townhouses



Industrial Property

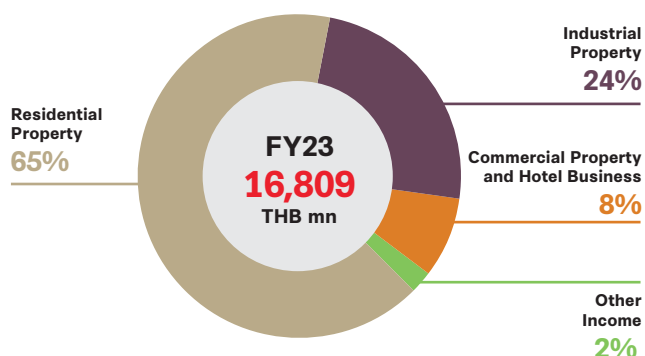
Deliver tailored industrial property solutions with end-to-end execution capabilities across facility development, asset management and recycling



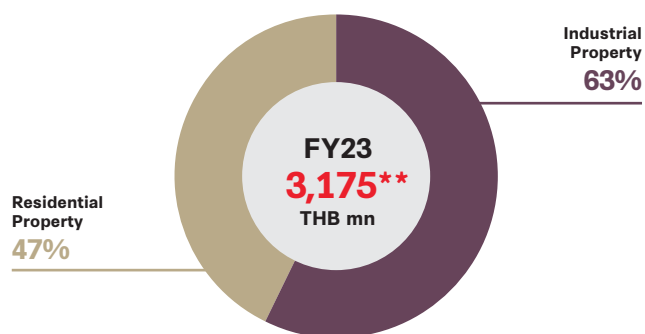
Commercial Property

Landmark commercial, hospitality and mixed-use developments in the heart of Bangkok's CBD with key focus on unique building concept, management efficiency and quality in order to grow rental occupancy and strengthen cashflow generating capacity

Revenue by Segment

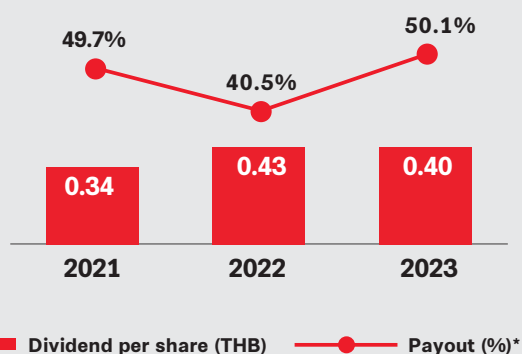


EBIT by Segment*



*Excludes share of profit of Asso. & JV net of unrealized gains on sales of properties
**EBIT from commercial & hotel business accounts for -9%, and other and elimination accounts for -1%

Dividend Payment



Investment and Partnership



Real Estate As A Service



Growth Strategies



Customer Centric Initiatives

Multi Asset Class Platform

Financial Highlights		
Key Summary (THB mn)	FY2022	FY2023
Selected Financials (THB mn)		
Total revenue	16,347	16,809
EBITDA	5,018	4,701
EBIT	3,882	3,175
Profit for the year	2,465	1,861
Profit attributable to owner of the Company	2,465	1,852
EPS (baht)	1.06	0.80
EBIT by Business segments (THB mn)		
Residential property	2,072	1,494
Industrial property	1,600	1,986
Commercial property & Hotel business	181	(285)
Others & elimination	29	(20)
Total	3,882	3,175
Key ratio (%)		
ROA (%)	2.6%	1.9%
ROE (%)	7.0%	5.0%
IBD/E ratio (time)	1.37	1.26

Stock information	
Tickers	SET : FPT Bloomberg : FPT TB Reuters: FPT.BK
Date of listing	13-Jun-02
No. of paid-up shares	2,319,277,419
Market capitalization*	THB 35,485mn
Financial year end	30-Sep
52 Week High/Low*	14.20 / 15.50
P/E*	19.16x
P/BV*	0.97x
Book Value per share*	THB 15.85
Free Float	17.14% as of 23 Nov 2022

*information as of 30 Sep 2023

Major shareholders		
As of 23 Nov 2022	No. of shares	%
Frasers Assets Co., Ltd.	1,009,531,269	43.53
Frasers Property Holdings (Thailand) Co., Ltd.	888,390,839	38.30
DBS Bank Ltd.	115,501,515	4.98
UOB KAY HIAN (HONG KONG) LIMITED - Client Account	71,500,000	3.08
UBSUBS AG SINGAPORE BRANC	38,191,034	1.65
Mr. Jatupon Kriangchaikijkul	23,429,147	1.01
City Villa Co., Ltd.	23,429,147	1.01
Prestige 2015 Co., Ltd.	17,062,555	0.74