

## Overview

**Fraser's Property (Thailand) Public Company Limited ("FPT")**, a subsidiary of Fraser's Property Group is a leading provider of integrated real estate platform with multi-asset class expertise. FPT together with its subsidiary, Golden Land Property Development Public Company Limited ("GOLD") has businesses in Industrial, Residential, Commercial and Hospitality property in Thailand.

FPT is also the sponsor and manager of Thailand's largest industrial REIT, Fraser's Property Thailand Industrial Freehold & Leasehold REIT ("FTREIT"), which is focused on industrial and logistics properties in Thailand; while GOLD is a sponsor and property manager of Golden Ventures Leasehold Real Estate Investment Trust ("GVREIT"), a REIT focused on commercial properties. FPT, FTREIT and GVREIT are listed on the Stock Exchange of Thailand.

## At a Glance

### Residential Property

- 75 active projects worth THB 105 bn
- 25 Townhouses
- 35 Single/ Semi detached houses
- 1 Condominium
- 14 Upcountry projects

### Industrial Property

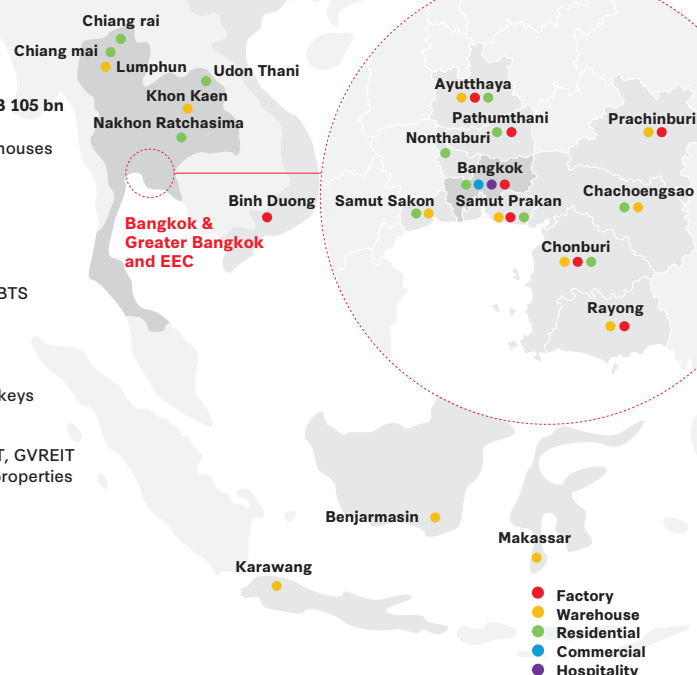
- 3.63 mn sq.m. AUM
- 87% occ rate AUM
- ~143k sq.m. pre-committed BTS

### Commercial Property

- 247K sq.m. NLA
- 5 offices buildings
- 4 hotels with a total of ~920 keys

### Other Investment

- THB 61.1 bn worth of FTREIT, GVREIT combined total investment properties as of 30 Sep 2024



## Key Investment Highlight

One of leading residential developers in Thailand

The largest industrial property provider in Thailand

One of leading commercial developers in Thailand

- > Consolidated revenue for FY2024 decreased 13.3% Y-o-Y to THB 14,566.4 million
- > Net profit attributable to owner of the Company for FY2024 decreased 22.3% Y-o-Y to THB 1,438.0 million
- > Earnings per share for FY2024 decreased to THB 0.62 in comparison with THB 0.80 in FY2023

Accelerating Growth from 'Industrial Pure-Play' towards Thailand's leading Integrated Real Estate Developer with deep expertise across property value chain across geographies

## Group Structure and Businesses



### Residential Property

Highly desirable living proposition attractive to occupier demand across diverse market segments including low rise residential projects of single-detached houses, semi-detached houses and townhouses



### Industrial Property

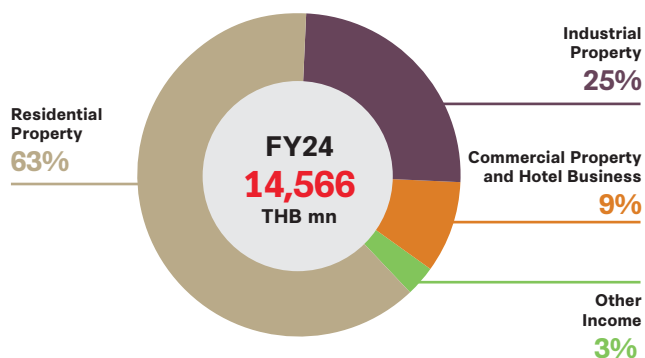
Deliver tailored industrial property solutions with end-to-end execution capabilities across facility development, asset management and recycling



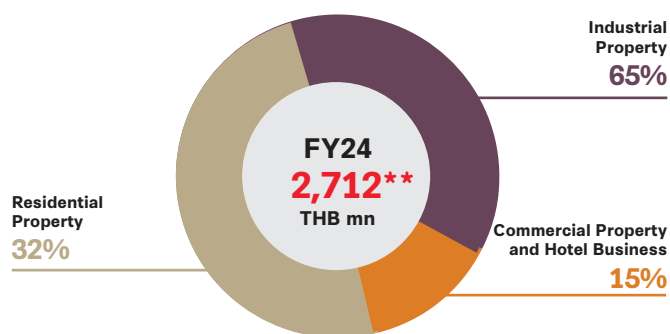
### Commercial Property

Landmark commercial, hospitality and mixed-use developments in the heart of Bangkok's CBD with key focus on unique building concept, management efficiency and quality in order to grow rental occupancy and strengthen cashflow generating capacity

## Revenue by Segment

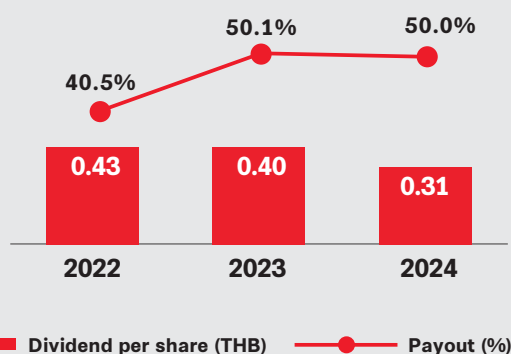


## EBIT by Segment\*



\* Excludes share of profit of Asso. & JV net of unrealized gains on sales of properties  
 \*\* EBIT from other and elimination accounts for -12%

## Dividend Payment



## Investment and Partnership

## Real Estate As A Service



## Growth Strategies

## Customer Centric Initiatives

## Multi Asset Class Platform

## Financial Highlights

Key Summary (THB mn)	FY2023	FY2024
Selected Financials (THB mn)		
Total revenue	16,810	14,566
EBITDA	4,701	4,278
EBIT	3,175	2,712
Profit for the year	1,861	1,467
Profit attributable to owner of the Company	1,852	1,438
EPS (baht)	0.80	0.62
EBIT by Business segments (THB mn)		
Residential property	1,494	876
Industrial property	1,986	1,769
Commercial property & Hotel business	(285)	393
Others & elimination	(20)	(326)
<b>Total</b>	<b>3,175</b>	<b>2,712</b>
Key ratio (%)		
ROA (%)	1.8%	1.5%
ROE (%)	5.0%	3.9%
IBD/E ratio (time)	1.26	1.32

## Stock information

Tickers	SET : FPT Bloomberg : FPT TB Reuters: FPT.BK
Date of listing	13-Jun-02
No. of paid-up shares	2,319,277,419
Market capitalization*	THB 30,151mn
Financial year end	30-Sep
52 Week High/Low*	15.50 / 12.50
P/E*	18.42x
P/BV*	0.83x
Book Value per share*	THB 15.70
Free Float	16.96% as of 24 Nov 2023

\*information as of 30 Sep 2024

## Major shareholders

As of 24 Nov 2023	No. of shares	%
Frasers Assets Co., Ltd.	1,009,531,269	43.53
Frasers Property Holdings (Thailand) Co., Ltd.	888,390,839	38.30
DBS Bank Ltd.	115,501,515	4.98
UOB KAY HIAN (HONG KONG) LIMITED - Client Account	71,500,000	3.08
UBS AG SINGAPORE BRANC	38,191,034	1.65
Prestige 2015 Co., Ltd.	24,986,255	1.08
City Villa Co., Ltd.	23,429,147	1.01
Mr. Direk Vinichbutr	20,308,200	0.88