# Frasers Property Thailand – Corporate Day

**1Q FY2023 - Earnings for the three-Month Period Ended 31 December 2022**




*Mitrtown Office Tower, Bangkok | Thailand*

# Important Notice & Disclaimer

Statements in this presentation constitute "forward-looking statements", including forward-looking financial information. Such forward-looking statements and financial information involve known and unknown risks, uncertainties and other factors which may cause the actual results, performance or achievements of Frasers Property (Thailand) Public Company Limited ("FPT") and its subsidiaries or industry results, to be materially different from any future results, or FPT performance or achievements expressed or implied by such forward-looking statements and financial information. Such forward-looking statements and financial information are based on numerous assumptions regarding the present and future business strategies and the environment in which the FPT and its subsidiaries will operate in the future. Because these statements and financial information reflect FPT's current views concerning future events, these statements and financial information necessarily involve risks, uncertainties and assumptions. Actual future performance could differ materially from these forward-looking statements and financial information as a result of these risks, uncertainties and assumptions and you are cautioned not to place undue reliance on these statements and financial information.

FPT expressly disclaims any obligation or undertaking to release publicly any updates or revisions to any forward-looking statement or financial information contained in this presentation to reflect any change in FPT's expectations with regard thereto or any change in events, conditions or circumstances on which any such statement or information is based, subject to compliance with all applicable laws and regulations and/or the rules of the Stock Exchange of Thailand, the Securities and Exchange Commission and/or any other regulatory or supervisory body or agency.

This presentation includes market and industry data and forecast that have been obtained from internal survey, reports and studies, where appropriate, as well as market research, publicly available information and industry publications. Industry publications, surveys and forecasts generally state that the information they contain has been obtained from sources believed to be reliable, but there can be no assurance as to the accuracy or completeness of such included information. FPT has not independently verified any of the data from third party sources or ascertained the underlying economic assumptions relied upon therein.

The information contained in this document is strictly confidential and is made available to the recipient on the condition that it will be held in complete confidence. Any reproduction or distribution of this document in whole or in part, or the disclosure of any of its Presentations, without prior expressed or written consent of the Company is prohibited. The information contained in this document has been compiled from sources believed to be reliable. The accuracy and completeness of such information, however, is not guaranteed nor warranted. Nothing in this presentation should be construed as financial, investment, business, legal or tax advice and you should consult your independent advisors.

# Agenda

- Business Updates
- BU in Focus - Segmental Operating Highlights
- Financial Performance
- FPTNext 2025
- Q&A

*Mitrtown Office Tower, Bangkok | Thailand*

# Business Updates

# 1Q FY23 Performance snapshot

## Sustained recovery trend across all asset classes

*Alpina -The Grand, Rama 2*

### HOME

**5,823** **THB mn** Presales -6.6% YoY

**2,715** **THB mn** Transfer -1.0% YoY

SDH projects remain key revenue contributor. GP margin improves y-o-y.

*Frasers Property Logistics Park (Wangnoi 2), Ayutthaya*

### INDUSTRIAL

**3.40** Million sq.m. AUM

**84%** Overall Portfolio Occupancy Rate

Portfolio occupancy is robust. New pipelines provide revenue visibility. Sale of non-core assets edge up return and near-term profit

*Silom Edge, Bangkok*

### COMMERCIAL

**91%** Commercial Office-Retail AUM Occupancy Rate*

**73%** Hospitality AUM Occupancy Rate*

Recovering hospitality and retail market. Active retail engagement activities

*End of period

*Celebrate Life New Year 2023 at SYM*

### FINANCIAL PERFORMANCE

**315** **THB mn** Net Profit* -58.0% Y-o-Y

**1.47x** Gearing

Retained financial resilience with strong liquidity funding

*Profit attributable to major shareholders of the Company

Grandio Rattanathibet-Ratchapruek,Bangkok, Thailand

# Business Unit Highlights

**Frasers Property Home**

# Footprints in Bangkok and Upcountry
## จำนวนโครงการในปัจจุบัน

FRASERS PROPERTY

HOME

**74**

**Active Projects**

**96,000MB**

**Project Value**

As of 31 DEC 2022

**60**

**BANGKOK & VINCINITY PROJECTS**

| | |
|---|---|
| Townhouse | 30 Projects |
| Single-Detached | 18 Projects |
| Twinhouse | 12 Projects |

**14**

**UPCOUNTRY PROJECTS**

- Chiang Mai
- Chiang Rai
- Udonthani
- Khon Kaen
- Korat
- Ayutthaya
- Chachoengsao
- Chonburi

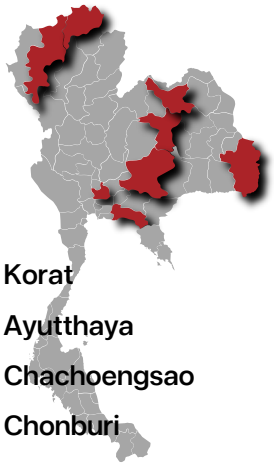

# Performance Q1/FY23
## ผลการดำเนินงาน

FRASERS PROPERTY

HOME

### Revenue

**2,715 MB**

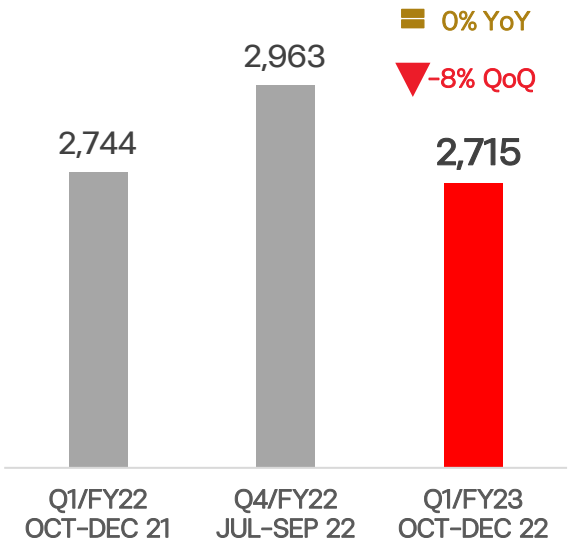


### Gross Profit

**GP 31%**

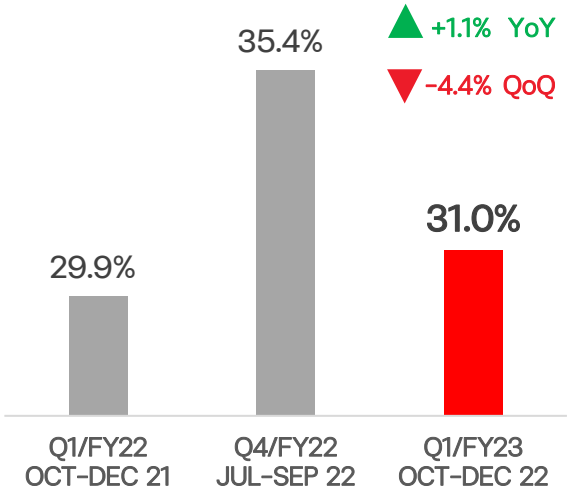


### Revenue Portion

รายได้หลักมาจาก "บ้านดี่ยว"

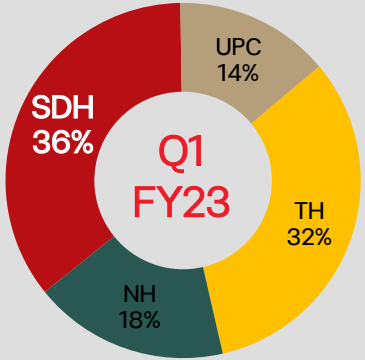

FRASERS PROPERTY

HOME

# กลยุทธ์ธุรกิจ

# Resilience Portfolio

*เสริมแกร่ง* น่านน้ำเดิม *เติบโตบน* สมรภูมิใหม่

# Strategy
กลยุทธ์ธุรกิจ

FRASERS PROPERTY
HOME

# Resilience Portfolio

ขยายครอบคลุม

ทุกสินค้า ทุก Segment

**บ้านเดี่ยว**
สร้างรายได้ เพิ่มกำไร

**บ้านแฝด**
ทำเลบ้านแพงในเมือง

**ทาวน์โฮม**
ทำเลดี ราคาจับต้องได้

**ต่างจังหวัด**
ทำกลยุทธ์ตาม Product Segment

**คอนโด**
เติบโต Organic และ Inorganic

# Strategy
กลยุทธ์ธุรกิจ

FRASERS PROPERTY
HOME

# ขยายบ้านเดี่ยว
## สร้างรายได้ เพิ่มกำไร

สินค้าคุณภาพ

นวัตกรรม

# เข้าสู่ตลาด Super Luxury และเติบโตในทุก Segment

| SEGMENT | PRICE RANGE | BRAND |
|---|---|---|
| NEW SUPER LUXURY (A+++) | 80+ Million Baht | THE ROYAL RESIDENCE |
| LUXURY (A++) | 40-80 Million Baht | ALPINA |
| LUXURY (A+) | 20-40 Million Baht | THE GRAND THE GRAND LUX |
| SDH (A) | 10-20 Million Baht | GRANDIO |
| SDH+NH MIXED (A) | 7-15 Million Baht | PRESTIGE |

# Strategy
กลยุทธ์ธุรกิจ

FRASERS PROPERTY
HOME

# บ้านแฝด
## ทำเลบ้านแพงในเมือง

# เพิ่ม Promotion
# จัด Big Campaign

# Strategy
กลยุทธ์ธุรกิจ

FRASERS PROPERTY
HOME

# ทาวน์โฮม
## ทำเลดี ราคาเข้าถึงได้

# ใช้กลยุทธ์ราคา
# จัด Big Campaign

# Strategy
## กลยุทธ์ธุรกิจ

FRASERS PROPERTY
HOME

# ต่างจังหวัด
## เติบโตหัวเมืองหลัก

ทำกลยุทธ์ตาม
Product Segment

# Strategy

กลยุทธ์ธุรกิจ

FRASERS PROPERTY

HOME

## Condo

เติบโต 2 ทาง

- **Organic**
- **Inorganic**

เข้าทุก Segment

**ECO**

**Low Rise**

**High Rise**

# Residential Property

## 5 new projects launched in Q2 FY23

FRASERS PROPERTY

HOME

NEW

THE ROYAL RESIDENCE

11-12 Mar 2566

**The Royal Residence**

PJ Value 2,968 MB

### GRANDIO

11-12 Feb 2566
Grandio Future-Rangsit
PJ Value 2,913 MB

### PRESTIGE

18-19 Feb 2566
Prestige 2 Rama 2
PJ Value 2,121 MB

### NEO HOME

25-26 Feb 2566
Neo Home Bangkhae
PJ Value 445 MB

### GOLDEN TOWN

11-12 Mar 2566
Golden Town 2 Sathorn
PJ Value 422 MB

## Project Launch Plan

**FY2023**

**9** Projects

**14** Bn

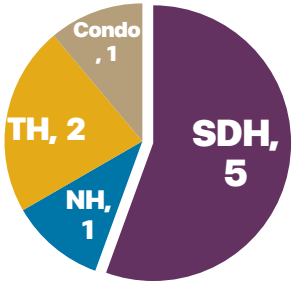


| H1 2566 | H2 2566 |
|---|---|
| **5** | **4** |
| TH, 1 | Condo, 1 |
| NH, 1 | TH, 1 |
| SDH, 3 | SDH, 2 |

FRASERS PROPERTY

HOME

# HIGHLIGHT

# PROJECT Q2 FY2023

NEW

THE ROYAL RESIDENCE

# SUPER LUXURY RESIDENCE

## Price 80+ MB

FRASERS PROPERTY

HOME

NEW

THE ROYAL RESIDENCE

# SUPER LUXURY RESIDENCE

FRASERS PROPERTY

HOME

Rojana Industrial Estate unit B2.1/2, Ayutthaya, Thailand
Samutprakarn | Thailand

# Business Unit Highlights

## Frasers Property Industrial

# Operating Environment in Thailand

## Key Economic Indicators and Market Overview

### Key Positive factors in FY23[1]

**China+1 and China open country**

- US and China conflict stimulate relocation trend to Thailand and ASEAN to mitigate the risk (China+1 strategy).
- China open boarder

+

**Government investment & FTA**

- Government further investment in infrastructure projects.
- Thailand is finalizing FTA 6 agreements with major trading partners e.x EFTA, Canada.

+

**Private investment improving**

- Consumption recover and pent-up demand enhance private sector.
- economist expect private investment shall be growth around 2.5% in 2023.

### Key Outlook that related to industrial & logistics sector

**Foreign Direct Investment (FDI)**

2022A: THB 434 bn[2] (+36% Y-o-Y)

2023F: - +

- Chinese is largest portion of FDI.
- Electronics, appliance and automotive are the highest value of FDI and
- FDI is focus in EEC area [2].
- Thailand shall have more FDI in 2023 from producer relocate plant to ASEAN especially in Thailand and Vietnam

**Production**

2022A: 62.6% (-0.6% Y-o-Y)[3] Utilization capacity rate

2023F: - +

- In 2022, Utilization capacity was improved. However, slowing down in 4Q22 since demand from US and EU was slowing down.
- China has opened boarder and slowing down of inflation thus production shall be improved and export sector when comparing to 2022.

**Sales / Export**

2022A: +6.0% Export Value

2023F: - +

- **In 2022, Thailand can produce 1.88 million cars (+11%)[4],export of IC growth 11% and appliance growth 5%.**
- Positive factor shall come from relocation plant from China to ASEAN and China reopen boarder.

**Consumption Confident**

2022A: 46.2% (+7.4% Y-o-Y)[5] Consumer confident index

2023F: - +

- Consumer confident index was improved from 2021 since Thailand open country.
- Tourism and industrial sector shall continue improving thus it will boost household income in 2023.

(1) SCB EIC and Krungsri research (2) FDI statistic from BOI (3) The office of industrial economics (OIE) (4) The Federation of Thai Industries (FTI) (5) Trade Policy and Strategy Office (TPSO)

# Trend of industry and nationality of AUM

## Industrial and nationality trend 2021 -2022 of Frasers I&L Portfolio

### Industry Trend (FY'21 v FY'22)

| | | | |
|---|---|---|---|
| E-Commerce Revenue Growth | +21% | Electronics Revenue Growth | +5% |
| Appliance Revenue Growth | +13% | Retail Revenue Growth | +4% |
| Logistics Revenue Growth | +11% | Automotive Revenue Growth | -4% |

### Nationality Trend (FY'21 v FY'22)

| | | | |
|---|---|---|---|
| Singapore Revenue Growth | +22% | Japanese Revenue Growth | +5% |
| USA Revenue Growth | +18% | Thailand Revenue Growth | +5% |
| China Revenue Growth | +13% | EU Revenue Growth | +1% |

### Trend Overview in FY23

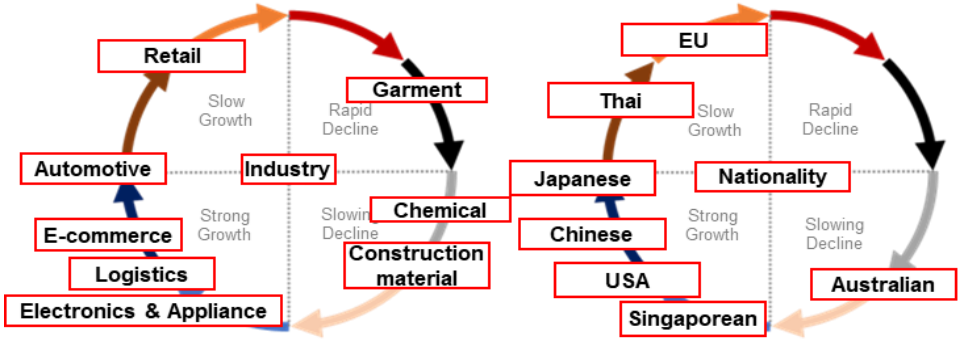


- **Automotive and automotive part** will see strong demand in FY23.This year, FTI* expect car production will be around 1.85 – 1.95 million in 2023.
- **IC exports strengthening going forward,** the value of IC exports will strengthen by 3.0% - 4.0% annually. Demand will come from automobile, electronics and any product that required semiconductor.
- **Demand of electronics appliances is still growth at 2.0% - 3.0% from** improving demand of residential market and demand of new generation of appliance. Export volume to CLMV and India has continued in every year.
- **Growth in E-Commerce and online business** especially business to customer (B2C), Demand of logistics transaction is increasing from this trend (3PL serve E-Commerce).

# Overview of FPT Industrial Property

## AUM Portfolio Overview – Industrial & Logistics

### Portfolio Overview

**Properties**
972 units

**NLA**
3.40m sqm

**NLA (AUM)**
**3.40 mil sqm**

Factory **1.2 mn sqm.**

Warehouse **2.2 mn sqm.**

### Regional reach with strong fundamentals

**Modern assets located in prime locations** with strong occupational dynamics and transport links

**High occupancy rates** with moderate WALE

**High retention rates** at 79%

| As of 31 Dec 22 | Thailand | Indonesia | Vietnam | Portfolio |
|---|---|---|---|---|
| **No. of Properties** | 916 | 47 | 9 | **972** |
| **NLA** | 3.21mn sqm | 0.15mn sqm | 0.04mn sqm | 3.40mn sqm |
| **Occupancy Rate** | 85% | 68% | 60% | 84% |
| **WALE** | 3.00 Years | 3.43 Years | 9.12 Years | 3.06 Years |
| **Average Age** | 11.9 Years | 6.3 Years | 0.7 Years | 11.7 Years |

# Thailand Industrial Property – Operational Performance

## Occupancy remained high with strong leasing appetite

**+95K sq.m.*** Net Add for asset under management

### Factory

**454** properties under management

**1.16** mn sq.m. AUM

| | Dec-21 | Dec-22 |
|---|---|---|
| Occ rate | 78% | 79% |
| WALE | 1.56 Years | 1.73 Years |
| YTD Net add | +10.6K sq.m. | |

### Warehouse

**462** properties under management

**2.05** mn sq.m. AUM

| | Dec-21 | Dec-22 |
|---|---|---|
| Occ rate | 91% | 88% |
| WALE | 3.92 Years | 3.74 Years |
| YTD Net add | +84.3K sq.m. | |

### FPT

**241** properties under management

**1.07** mn sq.m. AUM

| | Dec-21 | Dec-22 |
|---|---|---|
| Occ rate | 83% | 84% |
| YTD Net add | +71.6K sq.m.[1] | |

### FTREIT

**675** properties under management

**2.14** mn sq.m. AUM

| | Dec-21 | Dec-22 |
|---|---|---|
| Occ rate | 87% | 85% |
| YTD Net add | +24.1K sq.m. | |

### Breakdown of industrial property tenants

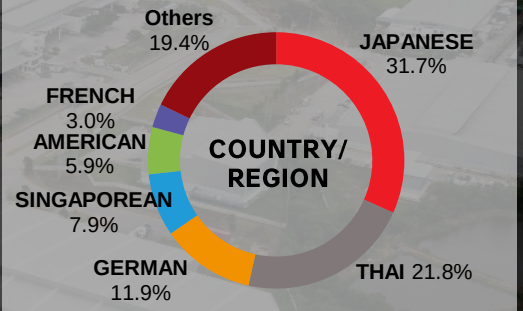


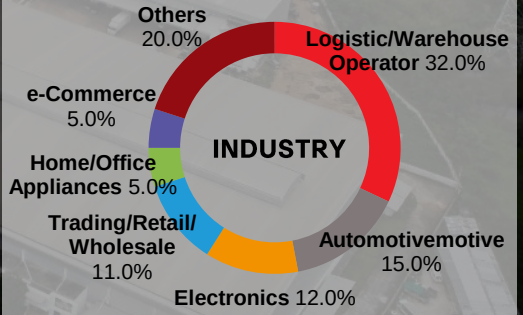


*Based on actual physical new take-up minus non-renewal space and early terminate leases, excluding guaranteed lease area for vacant transferred asset

# Thailand Industrial Property

## Property Development Completion and start leasing in 1Q23

Shopee warehouse in Wangnoi 2 is biggest sorting center in ASEAN

### Shoppe Sorting Center

Wangnoi, Ayutthaya

Largest sorting warehouse in ASEAN with 4 side loading area (double cross dock) with automatic sorter machine (ASM)

GOLD Level Processing

| | |
|---|---|
| **Land Area** | 73.5 rais |
| **Net Lettable Area** | 73,106 $m^2$ |
| **Height / Floor load** | 12 Meters / 3 Tons $^{m2}$ |
| **Leasing start Date** | 1 October 2022 |

ASM with mezzanine area

# Thailand Industrial Property

## FY2023 Pipeline

### FPIT commit to secure new development 150,000/ Year

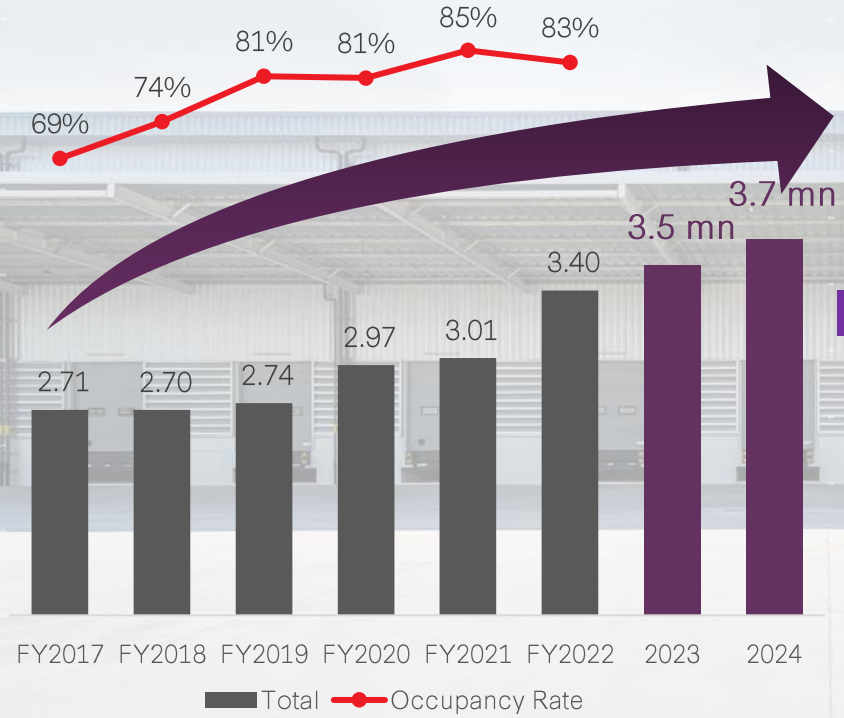


### Project development to be completed in FY23

Project eDC : ~19,000 sqm

Jasper Phase 2 : ~20,000 sqm

### Committed project development

Project Champagne: ~10,000 sqm

Project Milky : ~26,000 sqm

# TRA's project update

## Start construction of road & site office

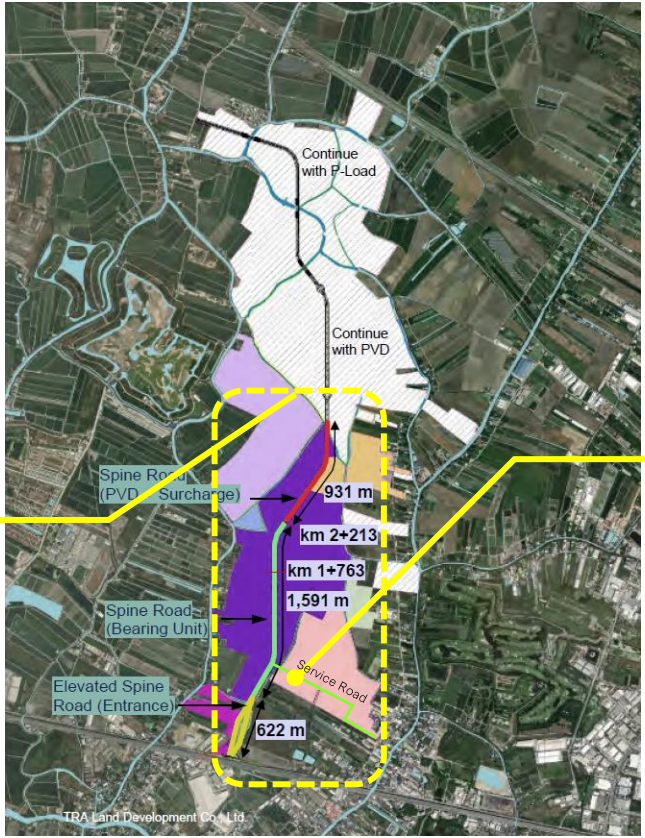

# Award & Recognition

## Our award and recognition in FY22/23

- **Best Industrial Development for cold chain** project HAVI Logistics, this project consists of 33,000 square metres of temperature-controlled storage areas that facilitate all operational aspects while also capable of handling vertical storage systems. The building is certified with the Green Building Standard or the LEED Gold level.

- **Special Recognition in Sustainable Design and Construction** recognizing Frasers Property Industrial (Thailand) as an outstanding company in design and sustainable construction with an emphasis on climate friendly designs, use of materials that have less impacts on the environment, and designs that are durable throughout their lifetimes.

- **Thailand Sustainable Warehouse Development Company of the Year Award 2022 from Frost & Sullivan**

  This award recognizes FPIT's outstanding ability to meet sustainability needs to reduce carbon emission to mitigate global warming.

- **The Industrial Development of the Year - Thailand Award 2022 from the Real Estate Asia Award.**

  This was awarded to FPIT's Central Retail Omnichannel Distribution Center, a large scale Built-to-Suit facility encompassing 76,000 square metres. This project, the first's world-class logistics campus in Thailand, is equipped with unique designs with green function and certified by LEED.

FYI Center, Bangkok | Thailand

# Business Unit Highlights

**Frasers Property Commercial**

# Commercial Business – Overall Occupancy Snapshot

**Prime asset portfolio remains robust with positive tailwind from opening of border**

## OFFICE

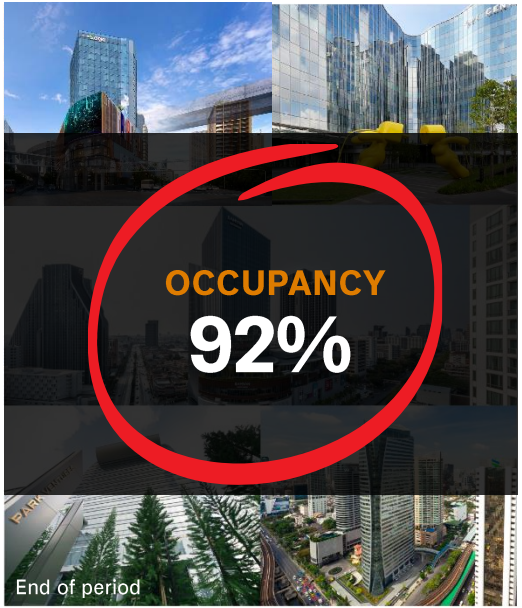


**TOTAL ~209,000 SQ.M. AUM**

## RETAIL

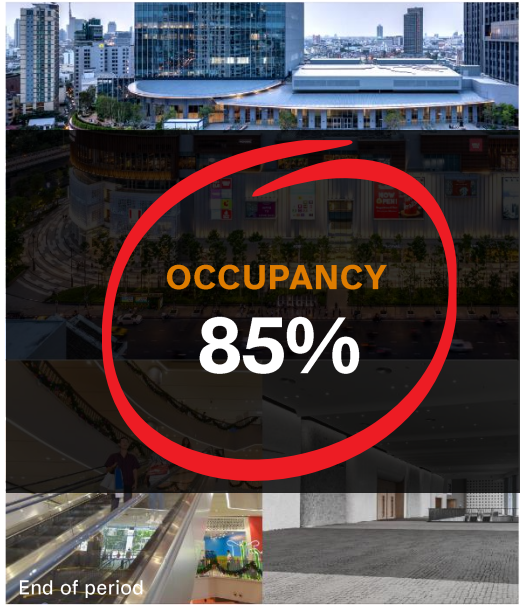


**NLA ~39,600 SQ.M.**

## HOSPITALITY

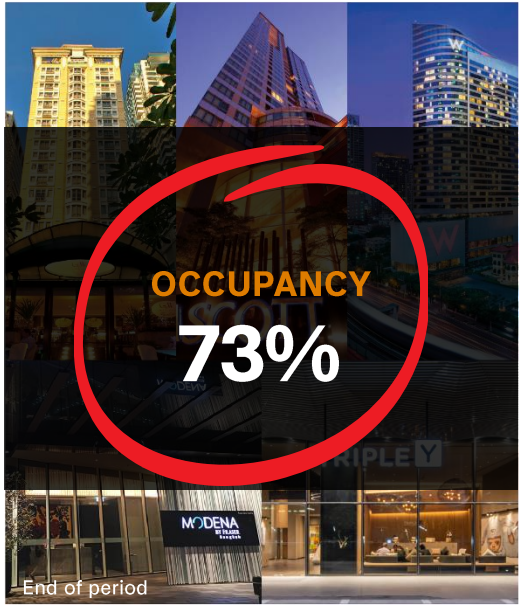


**NUMBER OF KEYS**
**~1,100 ROOM KEY**

# Commercial Business – Office & Retail Segment

## High occupancy of mature commercial office assets adds to resilience

**Portfolio Overview**

**249k sq.m.**
Total asset under management (AUM)
As at 31 Dec 2022

**91%*** flat QoQ
End of FY22
As at 31 Dec 2022 *Including SYM Retail Plaza

**REIT Management**

**Silom Edge**

| | |
|---|---|
| **NLA** | 11,562 sq.m |
| **Occ%*** | Office 81% |
| **Asking Rent** | THB 950/sq.m |

**FYI Center**

| | |
|---|---|
| **NLA** | 50,305 sq.m |
| **Occ%*** | 93% ▲ 2pp QoQ |
| **Asking Rent** | THB 950/sq.m |

**Mitrtown Office Tower / Retail**

| | |
|---|---|
| **NLA** | 46,977 / 30,778 sq.m. |
| **Occ%*** | Office 91% ▲ 1pp QoQ<br>Retail 96% flat QoQ |
| **Asking Rent** | THB 1,200/sq.m |

**Sathorn Square**

| | |
|---|---|
| **NLA** | 72,753 sq.m |
| **Occ%*** | 91% ▲ 1pp QoQ |
| **Asking Rent** | THB 1,100/sq.m |

**Park Ventures Ecoplex**

| | |
|---|---|
| **NLA** | 27,418 sq.m |
| **Occ%*** | 96% ▼ 1pp QoQ |
| **Asking Rent** | THB 1,500/sq.m |

*End of period

# Silom Edge

## Grand Opening – 1 March 2023

**Retail Average Foot Traffic 5,950 shoppers/day in Dec-22**

**Accumulated reserved tenants 77 units, 65 brands**

### Retail

| | |
|---|---|
| Net Lettable Area (Sq.m.) | 8,853 |
| Occupancy Rate (fl. B1, G, 3, 9) | 17% (Committed 46%) |

### Office

| | |
|---|---|
| Net Leasable Area (Sq.m.) | 11,562 |
| Occupancy Rate | 81% |

Marketing strategy focus on creating Brand Awareness, online content and boost customer spending.

# Samyan Mitrtown Performance

**Ongoing Active Marketing Engagement in Samyan Mitrtown**

**Average Visitor per Day 63k**

**5% Traffic increased from pre-Covid**

| New Tenants | | Upcoming Tenants | |
|---|---|---|---|
| ตำตำ | 80.63 Sq.m. | KENKOCAFÉ | 8.00 Sq.m. |
| Let's Relax | 301.40 Sq.m. | AMOR crafted bakers | 16.90 Sq.m. |
| Cher Aesthetic and Anti-Aging Clinic | 147.79 Sq.m. | mezzoX DRIP CAFE | 39.00 Sq.m. |
| SSAMTHING TOGETHER KOREAN BARBEQUE | 179.27 Sq.m. | Tallsters | 123.50 Sq.m. |

## Sample of Festive Marketing Activities

**Celebrate Life New Year 2023**

- ลานนมสามย่าน
  - Mini Concert & Countdown 2023
  - Food & Drinks
  - Fun activities with prizes

# Commercial Business – Hospitality Segment

## Reviving hospitality occupancy from easing of travel restrictions and higher tourist arrivals

**Portfolio Overview**

**~1,100 rooms**
High-rise Residential
Serviced Apartment & Hotel

**63%** ▲ 11pp QoQ
Quarterly Average
For 4Q FY2022

**67%** ▲ 6pp QoQ
End of FY22
As at Sep-2022

| Mayfair Marriott Executive Apartment | |
|---|---|
| Shareholding | 100% |
| # of Keys | 159 |
| Occ%* | 87% ▲ 5pp QoQ |

| The Ascott Sathorn and Sky Villas | |
|---|---|
| Shareholding | 60% |
| # of Keys | 177 |
| Occ%* | 83% ▲ 9pp QoQ |

| W Hotel Bangkok | |
|---|---|
| Shareholding | 20% |
| # of Keys | 403 |
| Occ%* | 71% ▲ 14pp QoQ |

| Triple Y Hotel | |
|---|---|
| Shareholding | 49% |
| # of Keys | 102 |
| Occ%* | 84% ▲ 9pp QoQ |

| Modena by Fraser Bangkok | |
|---|---|
| Shareholding | 100% |
| # of Keys | 239 |
| Occ%* | 64% ▼ 8pp QoQ |

*End of period

# Hospitality Business Performance

## Recovering performance after Thailand Reopening

### Occupancy

**73%** ▲ 29pp YoY

End of 1Q23
As at Dec-2022

### Revenue from Hotel Business (M Baht)

**135.5** ▲ 120.7% YoY

1Q23

### Key Activities

**Corporate Events**

**Year-End Parties**

### International Tourist Arrivals in Thailand

(Number of people, million)

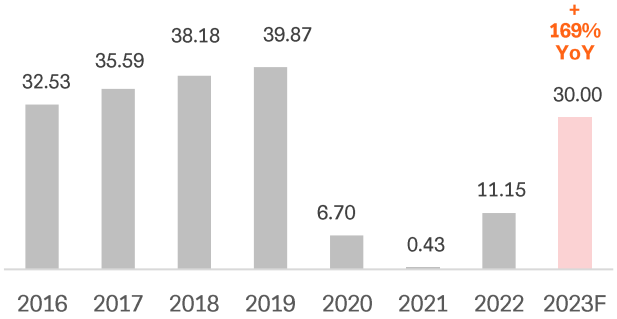


Source: MOTs, SCBEIC, BOT

- Foreign tourist arrival is expected to increase to 30 million in 2023, with Chinese tourists returning in 2Q2023
- The return of tourist arrival will lead to recovery of tourism industry, especially in hotels, airlines, tours, car rentals, attractions, shops, dining establishments, spas, wellness centers, and medical services.

Samyan Mitrtown, Bangkok | Thailand

# Financial Summary

**For the Three-Month Period Ended 31 Dec 2022**

# 1Q23 Financial Metrics

| Unit: THB | 1Q 2023 (Oct 22 – Dec 22) | YoY |
|---|---|---|
| Total revenue | **3,706 mn** | ▼ 8%<br>4,043 mn in 1Q22 |
| Total expenses[1] | **3,041 mn** | ▲ 1%<br>3,004 mn in 1Q22 |
| Net profit (excl. NCI) | **315 mn** | ▼ 58%<br>750 mn in 1Q22 |
| Net profit margin[2] | **8.5%** | ▼ 10%<br>19% in 1Q22 |
| EPS[3] | **THB 0.14** | ▼ 56%<br>THB 0.32 in 1Q22 |
| IBD/E | **1.47x** as of Dec 22 | ▼ 1%<br>1.48X as of Dec 21 |

[1] Include operating costs, SG&A, and finance costs
[2] Net profit margin (NPM) is calculated by dividing profit attributable to ordinary shareholders of the Company by total revenue
[3] Earnings per share (EPS) is calculated by dividing profit attributable to ordinary shareholders of the Company by the weighted average number of ordinary shares outstanding during the year

# Segmental Breakdown

## Revenue by Segment*

Unit: Million THB, %

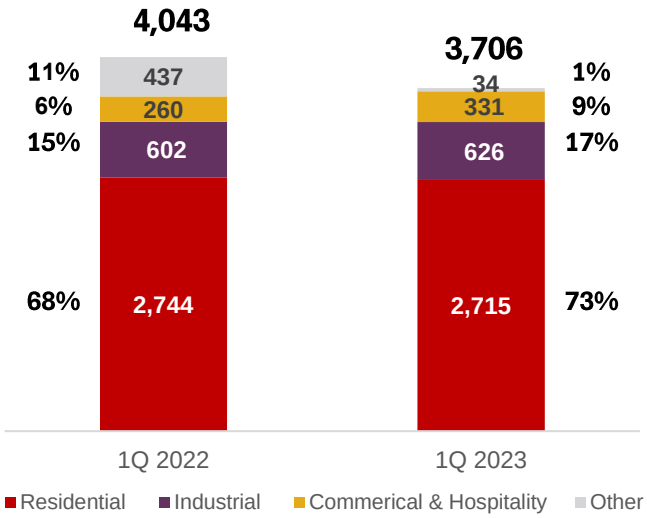


* Incl. Rental & Related Service Revenue, Management Fees, Gain on Sales of Investment Properties and Gain on Sales of Investment in Associate

## Gross Profit Margin**

Unit: Percentage (%)

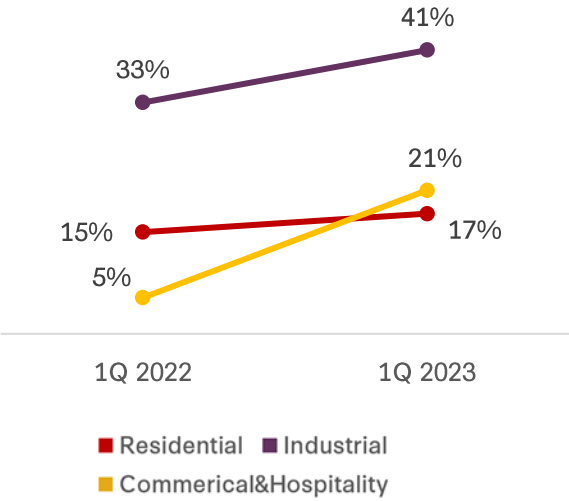


**Excl. Gain on Sales of IP assets and Gain on Sales of Investment in JV/ Associate

## EBIT by Segment***/****

Unit: Million THB, %

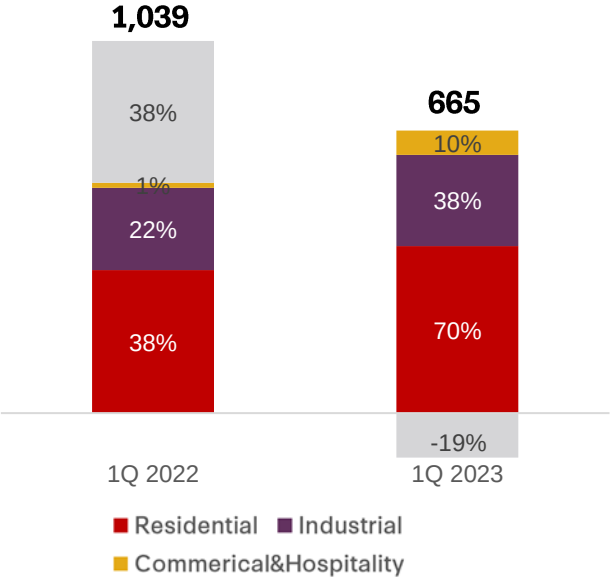


*** Incl. gain on sales of investment properties and gain on capital redemption of investment in associates
**** Excl. share of profit of Asso & JV net of unrealised gains on sales of properties

# Key Financial Summary

| Profit & Loss statement (THB mn) | 1Q22 ( Oct 21-Dec 21) | 1Q23 (Oct 22-Dec 23) | YoY % |
|---|---|---|---|
| Total Operating Revenue | 3,560 | 3,672 | **3%** |
| Gain on sales of investment properties | 46 | - | **(100% )** |
| Gain on capital redemption of investment in associate | - | - | N/A |
| Gain on sales of investment in associates | - | - | N/A |
| Other revenue | 437 | 34 | **(92% )** |
| **Total Revenue** | 4,043 | 3,706 | **(8% )** |
| Total Operating Costs | 2,309 | 2,349 | **2%** |
| Distribution costs and administrative expenses | 695 | 692 | **0%** |
| **Total Expense** | 3,004 | 3,041 | **1%** |
| **EBIT** | 1,039 | 665 | **36%** |
| Finance costs | ( 244 ) | ( 282 ) | **(16%)** |
| Share of profits of Associates & JV | 49 | 86 | **76%** |
| Gain on fair value measurement from reclassified investment | - | - | N/A |
| Tax (expenses) benefits | ( 95 ) | ( 152 ) | **(60% )** |
| **Profit for the period** | **749** | **317** | **(58%)** |
| **>> Attributable to major shareholder** | **750** | **315** | **(58%)** |
| Net profit margin* | 18.5% | 8.5% | **10pp** |
| Earnings Per Share* (Unit: THB) | 0.32 | 0.14 | **(56%)** |

*Calculated by profit attributable to owner of the company over total revenue

# Balance sheet remained on a firm footing

**Total Assets**

Unit: Million THB, %

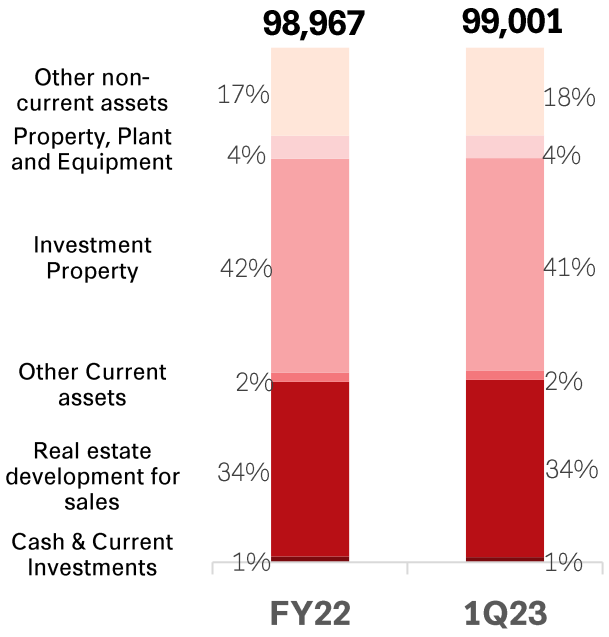


**Total Liabilities and Equity**

Unit: Million THB, %

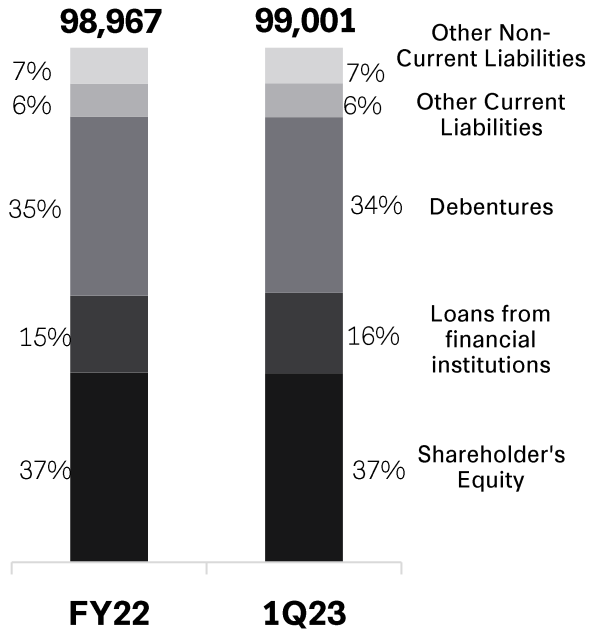


| | |
|---|---|
| Asset | +0.03% |
| Liabilities | +0.27% |
| Equity | -0.36% |

**FPT successfully raised THB 2.33 billion in Nov 2022**

| | |
|---|---|
| **Issue Size** | THB 670 mn and THB 1,660 mn |
| **Purpose** | Working capital and debt repayment |
| **Tenor** | 1year 10 months 24days, 3 years and 5 years |
| **Coupon Rate** | 3.23% and 4.00% |
| **Issue Date** | 3 and 4 Nov 2022 |

# Growing EPS and ROE on the back of improving performance

## Net Profit Change Y-o-Y

(THB mn)

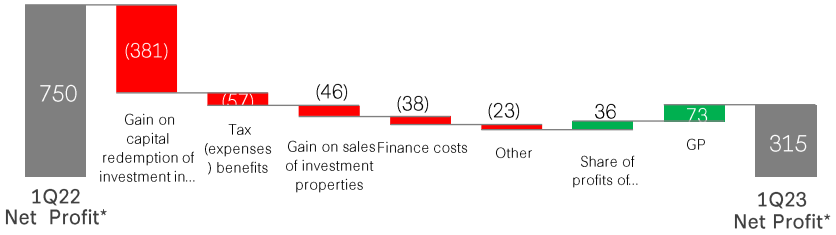


* Net Profit attributable to owners of the company
** Other included Investment income, Other income, Gain on capital redemption of investment in associate, Share of profits of associates and joint ventures, Non-controlling interests

## Net Profit Attributable to Owner of the Company

(THB mn)

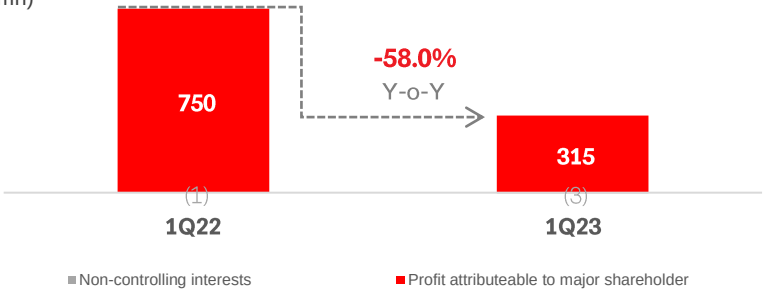


## ROE*

*Calculated by dividing profit attributable to owner of the company trailing 12M over average total shareholder's equity

## EPS*

(THB)

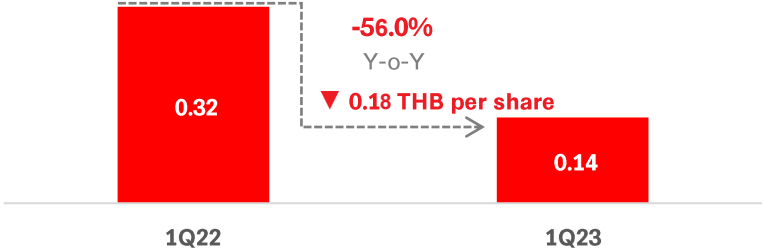


*Calculated by dividing profit attributable to owners of the company over number of paid-up shares

# FPTNEXT2025

## Keys Strategy

# #FPTNEXT2025

PEOPLE

PLANET

PURPOSE

Thanapol (Woody) Sirithanachai
Country CEO – Frasers Property Thailand
FPTNEXT2025 : 17/02/2023

# #FPTNEXT2025

PEOPLE

PLANET

PURPOSE

# New Employee Benefit

## Diversity & Inclusion

# Flexible Working Mode

## Future of Work

# Expand to Family

# EMPLOYER OF CHOICE

# #FPTNEXT2025

PEOPLE

PLANET

PURPOSE

Frasers Property Limited ("FPL")'s target is

to be a **Net Zero Carbon corporation by 2050,**

# Environment

# Corporate Sustainable Plan

COMPLETED

## FY2020

Established 5-new sustainability goals

## FY2021

Train all employees on sustainability

# Environmental

## Green Management

- Waste Management
- Resource Management
- Recycle & Upcycle

## Green Equipment

- EV Chargers
- Automation
- Clean Energy

## Green Design

- LEED Certified
- Universal Design

# Corporate Sustainable Plan

=

10 KG of $CO_2$
Per Tree
Per Year

54

# Corporate Sustainable Plan

## 1st Step to 2025 Target

**6,000,000 Kg. of $CO_2$** =



**600,000 Trees**

# Social

Thanapol (Woody) Sirithanachai
Country CEO – Frasers Property Thailand
FPTNEXT2025 : 17/02/2023

# Social

Thanapol (Woody) Sirithanachai
Country CEO – Frasers Property Thailand
FPTNEXT2025 : 17/02/2023

# Governance

# Governance

THSI THAILAND SUSTAINABILITY INVESTMENT 2020

THSI THAILAND SUSTAINABILITY INVESTMENT 2021

THSI THAILAND SUSTAINABILITY INVESTMENT 2022

ผลการประเมินด้านการกำกับดูแลกิจการ
ที่ดีเลิศ 5 ดาว

บรรษัทภิบาลแห่งชาติ National CG Committee

Achieved the full marks
100% of AGM Assessment
for the 2nd year

GRESB

"A" rating for the Disclosure category of Southeast Asia Diversified Business by GRESB

Obtain 2 stars on New Development and Standing investment

# #FPTNEXT2025

PEOPLE

PLANET

PURPOSE

# INSPIRING EXPERIENCES, CREATING PLACES FOR GOOD.

## สร้างสรรค์พื้นที่ ให้ประสบการณ์ที่ดีคงอยู่

# INSPIRING EXPERIENCES, CREATING PLACES FOR GOOD.

## HOME

Inspiring insightful living experiences

บ้านที่ให้ความน่าหลงใหล
ใหม่ๆเสมอ

## INDUSTRIAL

Inspiring seamless business solution experiences

การสร้างประสิทธิภาพให้ผู้คนนับร้อย
ที่ทำงานใต้หลังคาเดียวกัน

## COMMERCIAL

Inspiring life gathering experiences

ทำให้โถงอาคารมอบพลัง
ให้ทุกคนที่เดินผ่าน

# Top 5 in 2025

Thanapol (Woody) Sirithanachai
Country CEO – Frasers Property Thailand
FPTNEXT2025 : 17/02/2023

FRASERS PROPERTY

# Inspiring experiences, creating places for good.